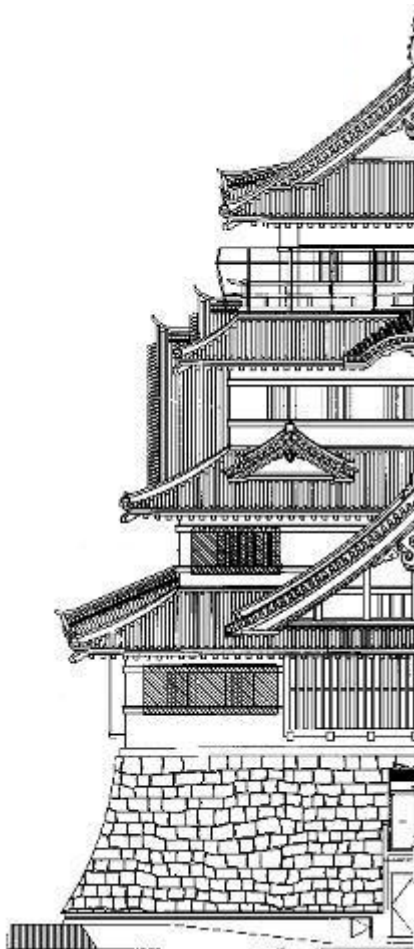




**\* Guide to the Chiba City Folk Museum \***


The Chiba City Folk Museum was constructed in 1967 on the former site of Chiba Castle, and is modeled after a traditional Japanese castle.

The museum collects, preserves, researches, and displays historical materials related to the culture and history of Chiba city. Be sure to see the exhibit on the Chiba clan, which ruled the area between the 12<sup>th</sup> and 16<sup>th</sup> centuries.



→5F Observatory


You can see all of Chiba city from this floor. On clear days, you can also see Mt. Fuji.

→4F Museum Gallery 

Modern history of Chiba city

→3F Museum Gallery

History of the Chiba clan

→2F Special Exhibit Gallery 

Various displays about Chiba city's history and culture

→1F Entrance, Museum Gallery, Lecture Hall 




**Statue of Chibanosuke Tsunetane**

Chibanosuke Tsunetane was the leader of the Chiba clan in the 12<sup>th</sup> century, and a supporter of Minamoto-no-Yoritomo, the first person to unite Japan under a military, feudal government, called the *Kamakura Bakufu*. The Chiba clan owed a great deal of strength from Chibanosuke Tsunetane.

**Samurai armor and helmet**

Display samurai armor, helmets, katana, firearms, and various other tools and weapons.



**Model of a traditional Japanese home**

Recreation of the inside of a traditional Japanese home around the 1930's.

## \* Events \*

### ◆Firearms Demonstration

A demonstration of the *arquebus* firearms used by samurai is given every August.



### ◆Try on Kimono and Samurai Armor

Every Second Saturday of the month except January and August, the Folk Museum will have an event where visitors can learn about and wear clothing that was worn hundreds of years ago. Wouldn't you like to be a princess or a warrior for a day?

Time : 13:30 – 15:00

Place : Chiba City Folk Museum

Limit : 15 people (a lottery will be held if there are more than 15 applicants)

Apply : Send an email with your name, address, and phone number to [kyodo.EDL@city.chiba.lg.jp](mailto:kyodo.EDL@city.chiba.lg.jp)



## \* Information \*

Museum Hours : 9:00 - 17:00 (Entry permitted until 16:30)

Closed : Mondays, Holidays, Year-End/New Year

(If Monday is a holiday, the museum will be also closed the following day)

Admission Cost : Adults ¥60 (¥50 for groups) Children ¥30 (¥25 for groups)

(There must be at least 30 people in the group for the group admission discount.)

Address : 1-6-1 Inohana, Chuo-ku, Chiba City 260-0856

Tel : 043-222-8231 Fax : 043-225-7106

Homepage: [http://www.city.chiba.jp/edl/kyodo/kyodo\\_top.html](http://www.city.chiba.jp/edl/kyodo/kyodo_top.html)

## \* Access \*

1) From Chiba Station: Go to bus stop #7, and get on Keisei bus 千 03 bound for *Chiba Daigaku Byo-in* or the 千 04 for *Minami-Yahagi* and get off at *Kyodo Hakubutsukan/Chibaken Bunka Kaikan*. From there, walk 3 minutes.

2) A 15 minute walk from the JR Uchibo/Sotobo Line *Hon-chiba* station.

3) A 13 minute walk from the Chiba Urban Monorail *Kencho-mae* station.

